

0417 736 515




High Density Polyethylene Mesh

- * Available in 11 colours
- * Pliable material, adaptable to all roof types
- * Superior valley protection
- * Australian made in 50 m continuous rolls
- * Same plastic used in poly rainwater tanks
- * Suits high and low front gutters
- * Uses pitch of roof to ensure debris falls from roof
- * 10 year manufactures warranty

Australian Made

HDPE Guttermesh

Available in 11 colours




Premium Aluminium Guttermesh

- * Has flammability index of 0
- * Available in 16 colours
- * Rust Resistant
- * Mesh thickness of 1mm
- * Vermin resistant
- * Compatible with Colorbond and Zincalume
- * Available in 50 m continuous rolls
- * 15 Year manufactures warranty

Premium Aluminium Guttermesh

AS 1530.2-1999
flammability index of
0.


Compliant with
AS 3959-2009



Products and Specifications


High Density Poly-ethylene

Proudly Karben Industries offers the only High Density Poly Ethylene guttermesh still manufactured in Australia. This UV stabilised material is produced in Sydney by Tapex Pty Ltd, the largest plastic extrusion manufacturing company in Australia. Tapex has been in operation for more than 50 years, although the true history of its beginning can be traced back 130 years. The HDPE guttermesh is manufactured to precise, proven specifications to ensure it remains unharmed by the harsh Australian climate. The diamond shaped whole size of 3.8mm is optimum for excluding debris and vermin but allowing water to pass through into the guttering. The mesh weight is 650 g/m² and strand width of 2.25mm. It is manufactured in 1000mm x 50m continuous rolls.




Aluminium Mesh

Karben Industries also has available aluminium guttermesh. The powder coated, expanded, commercial grade aluminium mesh is an alternative often used in regions particularly at threat from bushfires. Aluminium mesh complies with AS3959-2009 and has a flammability index of 0. It is compatible with Colorbond, aluminium and zincalume guttering. Aluminium mesh has a hole size of 3.5 mm and has a mesh weight of 500 g/m². The strand width is 1.0 mm. It is manufactured in 1000mm x 50m continuous rolls.



Gutter Mesh Installation Procedure



Step 1: Cleaning Gutters.

Nobody enjoys cleaning gutters, however it is important that all gutters valleys and downpipes are thoroughly cleaned prior to installation. Your Gutterguard technician will clean and clear all debris as part of the service.



Step 2: Attaching the mesh to the gutters.

After the gutters are clear the mesh is screwed onto the gutters outer edge. A small colorbond capping is installed to neatly and firmly secure the mesh to the guttering.



Step 3: Fabricating the mesh to the roof profile.

Some strategically positioned cuts are made in the guttermesh to help it shape to the contours of your roof. This fabricating process ensures the guttermesh looks good and works even better.



Step 4: Attaching the mesh to the roof.

Once the mesh has been fabricated to your roof profile it is then attached to the roof. On tiled roofs the second row of tiles are lifted slightly and the guttermesh tucked underneath. On a Colorbond roof, specifically designed clips are screwed into the roof to hold the mesh down firmly against the corrugations



Step 5: Covering the valleys.

Uniquely our products are also adaptable to roof valleys. The mesh extends over the valley irons ensuring that from end to end and top to bottom your roof gutters are protected.



Step 6: Securing around hips and gables.

The final step in the installation process is securing the guttermesh around the hips and gables. High quality roof and gutter silicon is used to fasten the mesh to the ridge capping so that no leaves can get in anywhere.



Step 7: Never clean guttering again.

Karben Industries PTY LTD's products are backed by a full manufactures warranty. Eliminating gutter cleaning, reducing bushfire hazards, prolonging gutter life and enhancing water collection quality are some of the benefits you will now enjoy.



0417 736 515

Gutter Mesh Before & After

B
E
F
O
R
E



A
F
T
E
R

